

Whanganui Collegiate School

Parent Portal Sign-in

Whanganui Collegiate School has recently changed the way you access our Parent Portal. You will now use the email address you have registered with Whanganui Collegiate School as your login.

What is Parent ID Passport (PIPs)?

PIPs provides an easier way to log in to our various School Systems such as Schoolbox, Kamar and Orah. Providing parents with multiple options, allowing you to mix and match any or all of them - whatever works best for you.

We believe that PIPs will make your digital experience with Whanganui Collegiate School user-friendly and more secure. With familiar authentication methods and fewer passwords to remember, you'll find staying connected with your child's activities easier than ever.

Using the email you have registered with Whanganui Collegiate School, you can login in one of these ways:

- Email and a password of your choice
- Services like Google, Apple, Microsoft, or Facebook
- One-Time Token


Special note for parents sharing an email address

If you currently share an email address with another parent, with PIPs, only one account per email is created, which means parents sharing an email will share the same Parent Portal login. PIPs will randomly link the newly created account to one parent. As a result, some systems such as Schoolbox may greet you with the other parent's name (e.g. "Good Afternoon, Jane Doe").

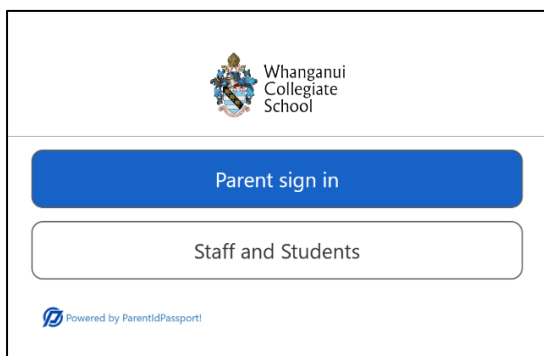
If you would like separate accounts, please contact our admin team admin@collegiate.school.nz

How to log in using PIPs

1. Navigate to <https://schoolbox.collegiate.school.nz> or scan the QR-Code below:



2. Select “Parent Login”

The login page for Whanganui Collegiate School. At the top is the school's crest and name. Below this are two buttons: a blue button labeled "Parent sign in" and a white button with a grey border labeled "Staff and Students". At the bottom left is a small logo and text that says "Powered by ParentIDPassport!".

Whanganui Collegiate School

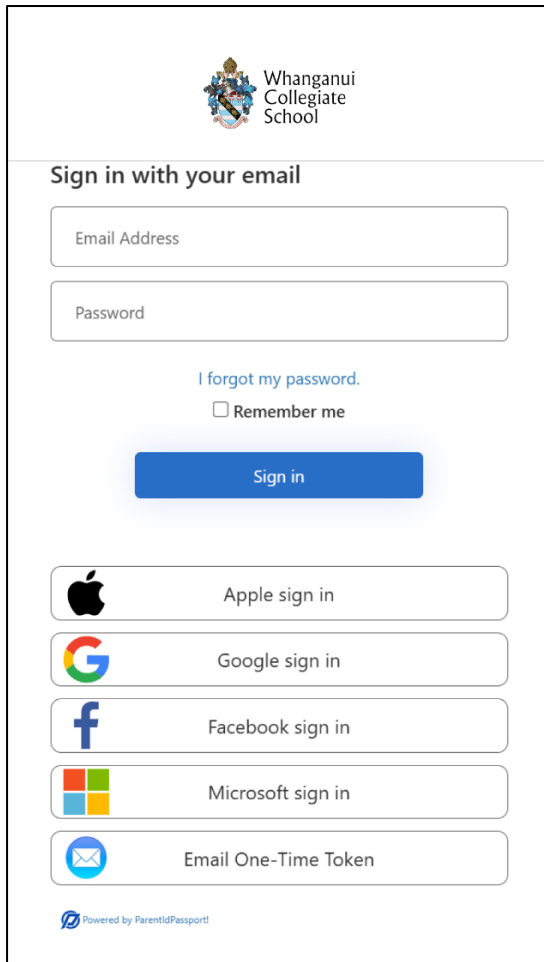
Parent sign in

Staff and Students

Powered by ParentIDPassport!

3. Choose any of the options listed to log in

The **email address must match** what you have previously supplied to Collegiate.

The sign-in page for Whanganui Collegiate School. It features the school's crest and name at the top. Below is the heading "Sign in with your email". There are two input fields: "Email Address" and "Password". Below the password field is a link "I forgot my password." and a checkbox labeled "Remember me". A blue "Sign in" button is positioned below these. Further down are five buttons for alternative login methods, each with an icon and text: "Apple sign in" (Apple logo), "Google sign in" (Google G logo), "Facebook sign in" (Facebook f logo), "Microsoft sign in" (Microsoft logo), and "Email One-Time Token" (envelope icon). At the bottom left is a small logo and text that says "Powered by ParentIDPassport!".

Whanganui Collegiate School

Sign in with your email

Email Address

Password

[I forgot my password.](#)

☐ Remember me

Sign in

Apple sign in

Google sign in

Facebook sign in

Microsoft sign in

Email One-Time Token

Powered by ParentIDPassport!

4. Once you have logged into Schoolbox, you can easily access Kamar and Orah without having to log in again. Just select either Kamar or Orah on the Schoolbox homepage:

KAMAR
Parent portal

ORAH
Leave requests

Please contact IT Support if you need any further assistance.

Phone: 06 349 0210

Email: ithelpdesk@collegiate.school.nz